

## Modesto 30in Round Planter *Model 8884*

# MIS085-1



**PACKAGE CONTENTS:** 1x Modesto Planter

**MATERIAL:** Polyethylene

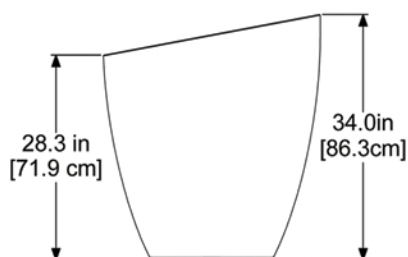
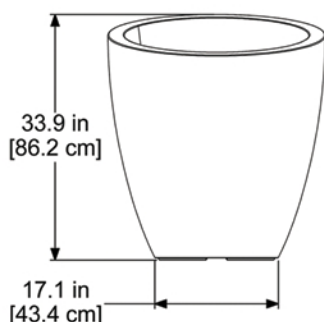
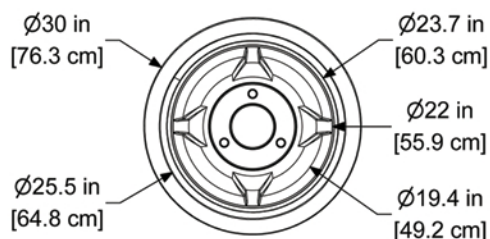
**IMPORTANT NOTE:**

- Drainage holes are not pre-drilled allowing the planters to be used indoors. For outdoor use drainage holes need to be drilled.
- MAYNE planters are very durable but we still recommend lightweight fillers and potting mixes for optimal plant growth.
- For added stability we recommend filling the bottom of the planter with stone or sand. See reverse for more details.

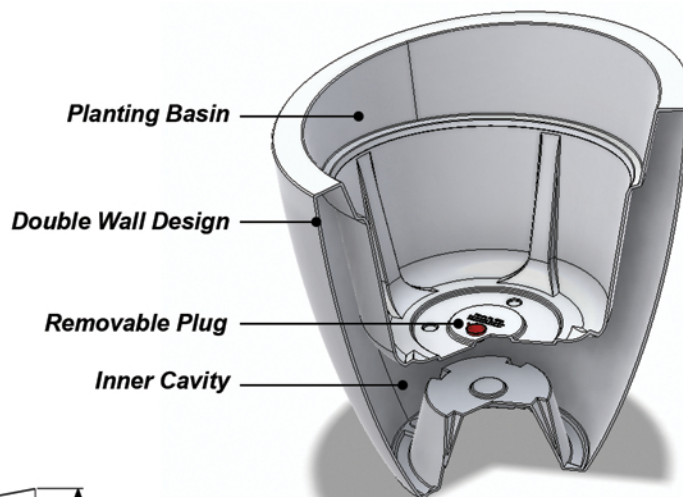
In the event of missing or defective parts, please email [customerservice@gomayne.com](mailto:customerservice@gomayne.com) or call our customer service department toll free at **866-363-8834** (available Monday through Friday, 8am-5pm EST).

### General Information:

- Read instructions carefully before planting.
- For best results when cleaning, we recommend using a soap solution and high-pressure water.
- On the reverse side of this instruction sheet there are a few potting recommendations, but please consult your local garden centre or landscape horticulturist for more detailed information.
- All-weather planters molded with high quality polyethylene and designed for year-round use.
- 5-year commercial warranty.



**30in Round Model #8884**  
Soil Capacity: 22 Gallons



**Sectional View**

**MAYNE®**  
Outdoor Products of Distinction  
[gomayne.com](http://gomayne.com) | [maynecontract.com](http://maynecontract.com)

## Potting Recommendations:


We strongly recommend the use of a good quality potting mix to encourage healthy root development and proper drainage.

## Indoor Use:

The Modesto planters do not come with any pre-drilled drainage holes to allow for indoor use.

## Outdoor Use:

For outdoor use, drainage holes need to be drilled in the bottom of the planting area and the base of the planter to provide proper overflow of excess water (see diagrams below). Failing to drill drainage holes may cause oversaturation of the planted goods and in some cases may cause bowing or bulging of the planter walls.



On the inside of the planter drill three 3/4in drainage holes in the marked locations.

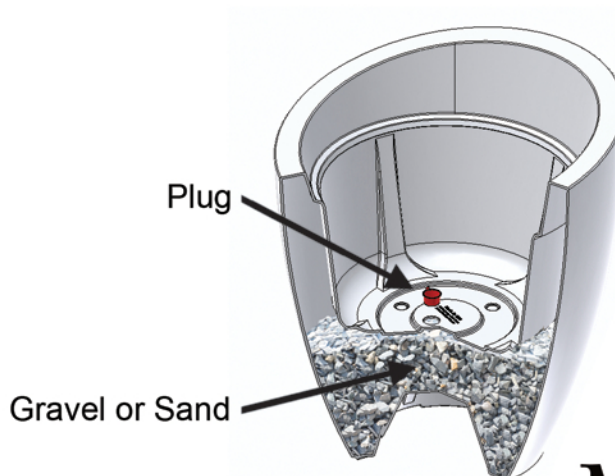


On the bottom footing of the planter drill two 3/4in drainage holes in marked locations



## INSTALLATION TIP:

Remove the plug in the bottom of the planting basin and use a funnel to fill the inner cavity with gravel or sand. This will add more stability for use in high traffic and high wind areas.



**NOTE:** The information above is only suggested and MAYNE holds no liability for the condition or growth of your plants.



# Modesto

Model # 8884

## Modesto 30in Round Planter



### DESCRIPTION

With a sloped top and grooved texture, the Modesto collection offers a bold twist to a contemporary design that truly captures the elusive flair of European styling. It's hard to believe such beauty and elegance can be found in a form that appears so simple and uncontrived. Make a statement!

- Commercial grade thickness for added strength
- 100% polyethylene planter with UV inhibitors
- Weather resistant, low maintenance material
- Double wall design for increased rigidity
- Warranty: 15-Yr Residential Use / 5-Yr Commercial Use

### PRODUCT DIMENSIONS

**Outside Dimensions:** 30in DIA x 34in H (76.3cm x 86.3cm)

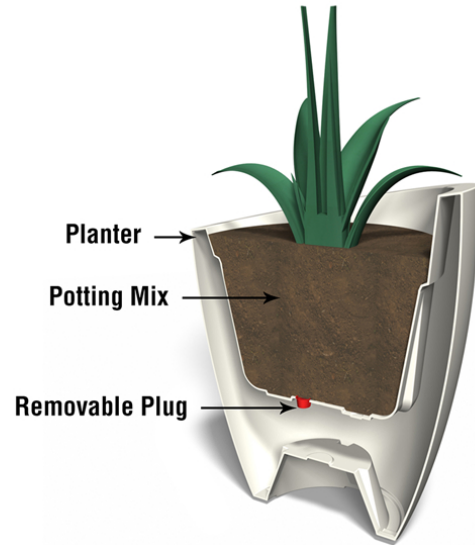
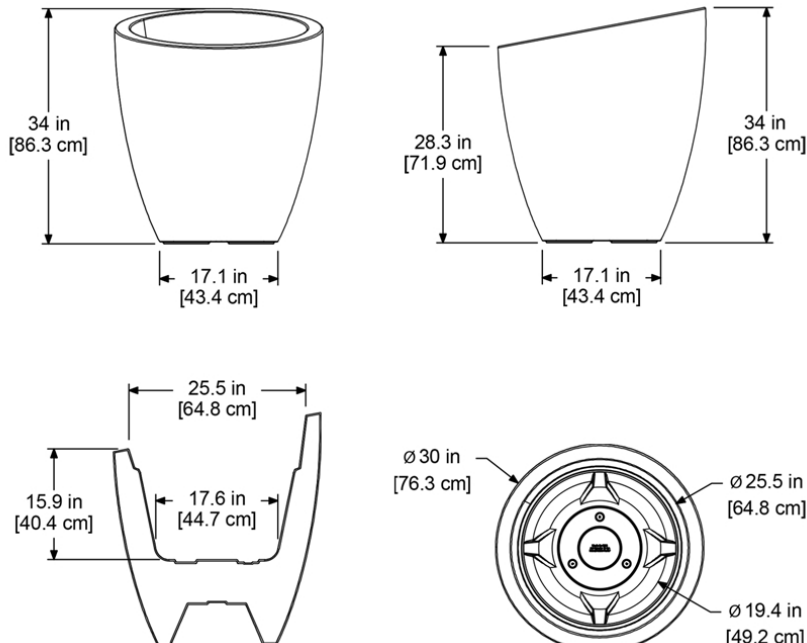
**Inside Dimensions:** 25.5in DIA x 15.9in D (64.8cm x 40.4cm)

**Soil Capacity:** 22 Gallons (83 Liters)

**Wall Thickness:** 0.2in (5mm)

**Part Weight:** 34lbs (15.4kg)

**Material:** Polyethylene



**MAYNE<sup>®</sup>**  
CONTRACT

7024 Kilbourne Rd - Unit A London, ON N6P 1K6

Tel: 866-363-8834 | [www.maynecontract.com](http://www.maynecontract.com)

[customerservice@gomayne.com](mailto:customerservice@gomayne.com)